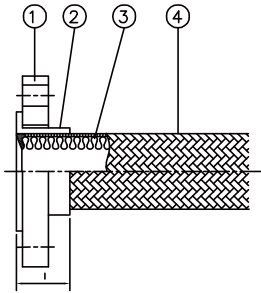


# FLEXIBLE METAL HOSE CONNECTION

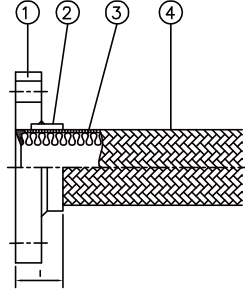
## WLF-1



- ① Loose Flange / CS
- ② Stub End / CS or SS304
- ③ Flexible Tube / SS304
- ④ Braid / SS304

DN	Inch	I	Flange
10	3/8	19	Flange dimensions to the standards such as KS, JIS, ANSI, AWWA, BS, DIN etc.
15	1/2	23	
20	3/4	28	
25	1	33	
32	1 1/4	35	
40	1 1/2	39	
50	2	48	
65	2 1/2	51	
80	3	53	
100	4	60	
125	5	66	
150	6	70	
200	8	75	
250	10	80	
300	12	90	

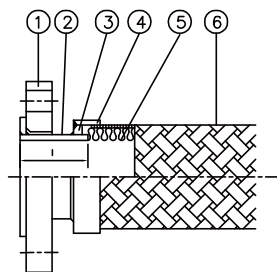
## WFF-1



- ① Fixed Flange / CS
- ② Braid Band / SS304
- ③ Flexible Tube / SS304
- ④ Braid / SS304

DN	Inch	I	Flange
10	3/8	16	Flange dimensions to the standards such as KS, JIS, ANSI, AWWA, BS, DIN etc.
15	1/2	20	
20	3/4	25	
25	1	30	
32	1 1/4	32	
40	1 1/2	36	
50	2	45	
65	2 1/2	47	
80	3	49	
100	4	56	
125	5	62	
150	6	66	
200	8	71	
250	10	75	
300	12	85	

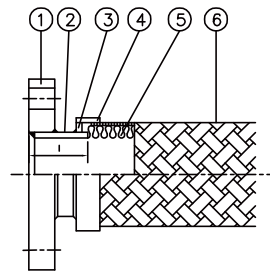
## WLF-2



- ① Loose Flange / CS
- ② Stub End / CS or SS304
- ③ Neck Ring / CS or SS304
- ④ Braid Band / SS304
- ⑤ Flexible Tube / SS304
- ⑥ Braid / SS304

DN	Inch	I	Flange
50	2	65	Flange dimensions to the standards such as KS, JIS, ANSI, AWWA, BS, DIN etc.
65	2 1/2	65	
80	3	65	
100	4	70	
125	5	75	
150	6	85	
200	8	107	
250	10	118	
300	12	123	

## WFF-2

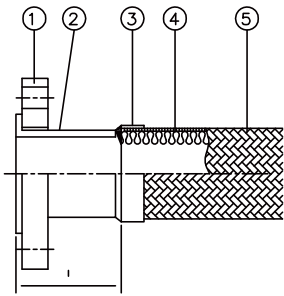


- ① Fixed Flange / CS
- ② End Pipe / CS or SS304
- ③ Neck Ring / CS or SS304
- ④ Braid Band / SS304
- ⑤ Flexible Tube / SS304
- ⑥ Braid / SS304

DN	Inch	I	Flange
50	2	65	Flange dimensions to the standards such as KS, JIS, ANSI, AWWA, BS, DIN etc.
65	2 1/2	65	
80	3	65	
100	4	70	
125	5	75	
150	6	85	
200	8	102	
250	10	113	
300	12	118	

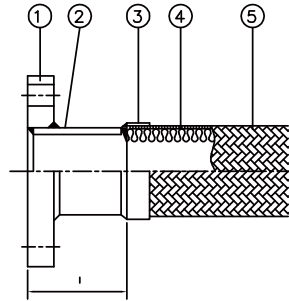
Note: Specifications subject to change without notice

### WLF-3



- ① Loose Flange / CS
- ② Stub End / CS or SS304
- ③ Braid Band / SS304
- ④ Flexible Tube / SS304
- ⑤ Braid / SS304

### WFF-3

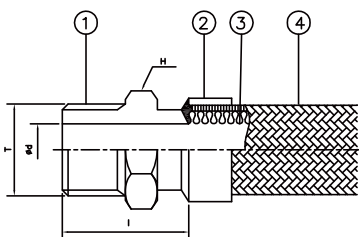


- ① Fixed Flange / CS
- ② End Pipe / CS or SS304
- ③ Braid Band / SS304
- ④ Flexible Tube / SS304
- ⑤ Braid / SS304

Nominal Size		I	Flange
DN	Inch		
10	3/8	45	Flange dimensions to the standards such as KS, JIS, ANSI, AWWA, BS, DIN etc.
15	1/2	49	
20	3/4	54	
25	1	56	
32	1 1/4	60	
40	1 1/2	64	
50	2	70	
65	2 1/2	73	
80	3	80	
100	4	84	
125	5	91	
150	6	95	
200	8	107	
250	10	118	
300	12	123	

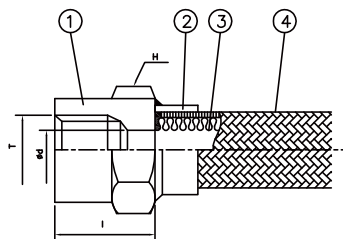
Nominal Size		I	Flange
DN	Inch		
10	3/8	42	Flange dimensions to the standards such as KS, JIS, ANSI, AWWA, BS, DIN etc.
15	1/2	46	
20	3/4	51	
25	1	53	
32	1 1/4	56	
40	1 1/2	60	
50	2	66	
65	2 1/2	69	
80	3	75	
100	4	79	
125	5	86	
150	6	90	
200	8	102	
250	10	113	
300	12	118	

### WNP



- ① Nipple / BMC
- ② Braid Band / SS304
- ③ Flexible Tube / SS304
- ④ Braid / SS304

### WSK



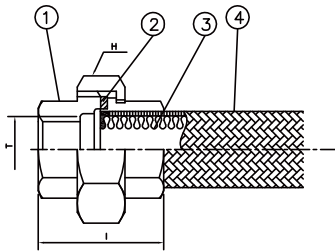
- ① Socket / CS
- ② Braid Band / SS304
- ③ Flexible Tube / SS304
- ④ Braid / SS304

Nominal Size		T	d	I	H
DN	Inch				
8	1/4	PT 1/4	7	27	Hexagon 17
10	3/8	PT 3/8	9	28	Hexagon 21
15	1/2	PT 1/2	13	33	Hexagon 26
20	3/4	PT 3/4	18	36	Hexagon 32
25	1	PT 1	24	42	Hexagon 38
32	1 1/4	PT 1 1/4	32	44	Hexagon 46
40	1 1/2	PT 1 1/2	37	49	Hexagon 54
50	2	PT 2	48	52	Octagon 63

Nominal Size		T	d	I	H
DN	Inch				
8	1/4	PT 1/4	6	22	Hexagon 21
10	3/8	PT 3/8	10	23	Hexagon 26
15	1/2	PT 1/2	12	28	Hexagon 29
20	3/4	PT 3/4	19	30	Hexagon 35
25	1	PT 1	25	34	Hexagon 50
32	1 1/4	PT 1 1/4	32	37	Octagon 63
40	1 1/2	PT 1 1/2	38	38	Octagon 71
50	2	PT 2	50	43	Octagon 85

Note: Specifications subject to change without notice

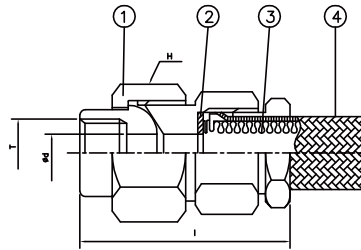
## WUN



- ① Union / BMC
- ② Packing / PTFE  
or Non-Metal Packing
- ③ Flexible Tube / SS304
- ④ Braid / SS304

Nominal Size		T	l	H
DN	Inch			
8	1/4	PT 1/4	35	Octagon 32
10	3/8	PT 3/8	38	Octagon 38
15	1/2	PT 1/2	42	Octagon 43
20	3/4	PT 3/4	50	Octagon 49
25	1	PT 1	55	Octagon 49
32	1 1/4	PT 1 1/4	61	Decagon 70
40	1 1/2	PT 1 1/2	68	Decagon 78
50	2	PT 2	74	Decagon 93

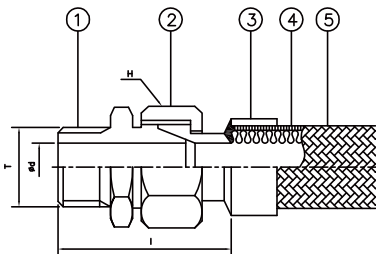
## WHU



- ① HU Fitting / CS
- ② Packing / PTFE  
or Non-Metal Packing
- ③ Flexible Tube / SS304
- ④ Braid / SS304

Nominal Size		T	d	l	H
DN	Inch				
8	1/4	PT 1/4	6	62	Hexagon 32
10	3/8	PT 3/8	10	65	Hexagon 35
15	1/2	PT 1/2	12	73	Hexagon 41
20	3/4	PT 3/4	19	81	Hexagon 50
25	1	PT 1	25	98	Octagon 63
32	1 1/4	PT 1 1/4	32	114	Octagon 71
40	1 1/2	PT 1 1/2	38	133	Octagon 85
50	2	PT 2	50	152	Octagon 102

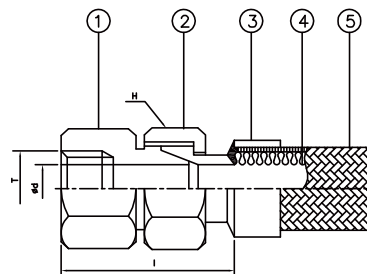
## WSN-M



- ① Nipple / CS
- ② SN-M Fitting / CS
- ③ Braid Band / SS304
- ④ Flexible Tube / SS304
- ⑤ Braid / SS304

Nominal Size		T	d	l	H
DN	Inch				
8	1/4	PT 1/4	4	41	Hexagon 19
10	3/8	PT 3/8	7	46	Hexagon 21
15	1/2	PT 1/2	10	56	Hexagon 26
20	3/4	PT 3/4	16	61	Hexagon 32
25	1	PT 1	21.5	71	Hexagon 38
32	1 1/4	PT 1 1/4	27.5	80	Hexagon 46
40	1 1/2	PT 1 1/2	33	80	Octagon 54
50	2	PT 2	44	90	Octagon 67

## WSN-F

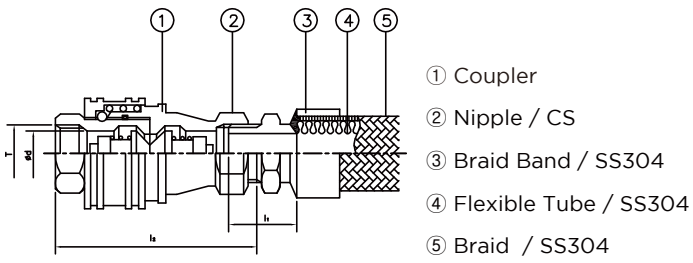


- ① Swivel Nut / CS
- ② SN-F Fitting / CS
- ③ Braid Band / SS304
- ④ Flexible Tube / SS304
- ⑤ Braid / SS304

Nominal Size		T	d	l	H
DN	Inch				
8	1/4	PT 1/4	4	38	Hexagon 19
10	3/8	PT 3/8	7	43	Hexagon 21
15	1/2	PT 1/2	10	53	Hexagon 26
20	3/4	PT 3/4	16	57	Hexagon 32
25	1	PT 1	21.5	67	Hexagon 38
32	1 1/4	PT 1 1/4	27.5	76	Hexagon 46
40	1 1/2	PT 1 1/2	33	75	Octagon 54
50	2	PT 2	44	87	Octagon 67

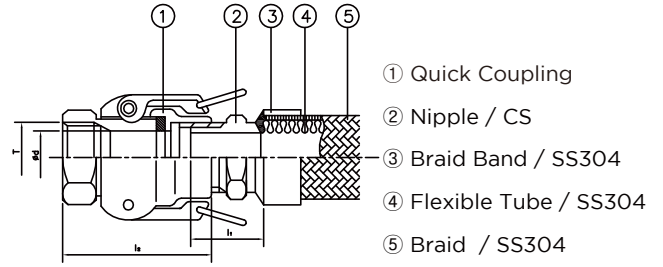
Note : Specifications subject to change without notice

## WCP



Nominal Size		T	d	l <sub>1</sub>	l <sub>2</sub>
DN	Inch				
8	1/4	PT 1/4	8	22	66
10	3/8	PT 3/8	10	23	72
15	1/2	PT 1/2	15	27	78
20	3/4	PT 3/4	20	29	94
25	1	PT 1	25	37	124
32	1 1/4	PT 1 1/4	32	40	140
40	1 1/2	PT 1 1/2	40	43	150
50	2	PT 2	50	47	160

## WQC



Nominal Size		T	d	l <sub>1</sub>	l <sub>2</sub>
DN	Inch				
15	1/2	PT 1/2	14	27	57
20	3/4	PT 3/4	19	29	59
25	1	PT 1	22	37	80
32	1 1/4	PT 1 1/4	27	40	86
40	1 1/2	PT 1 1/2	35	43	92
50	2	PT 2	45	47	96

Note: Specifications subject to change without notice

